COLLABORATE17
TECHNOLOGY AND APPLICATIONS FORUM FOR THE ORACLE COMMUNITY

Managing Reconciliation in Manufacturing and Distribution Organizations

Power Hour

Prepared by: Doug Volz, Douglas Volz Consulting, Inc.
@douglasvolz

Session ID: 10435

IOUG OAUG Quest #C17LV

About the Speakers
Doug Volz

+1 510 755 7050
doug@volzconsulting.com
www.volzconsulting.com

Helping people use Oracle since 1990

Professional Summary

- 35+ years industry, design and consulting and "firefighting" experience
- Specializing in Cost Management business solutions
- Awarded 2014 OAUG Member of the Year
- Co-designed Oracle Cost Management at Oracle
- Implementations with international consulting firms, in twelve countries
- Led the Oracle Applications User Group for Cost Management since 2007
- Presenter at Collaborate (OAUG) and UKOUG since 1996
- Prior industry positions for General and Cost Accounting management

Business Solutions

- Change cost methods
- Inventory reconciliation
- Profit in inventory
- Intercompany
- A/P accruals
- Fix system account setups
- Multi-org cost accounting reports
- Product Line & Margin analysis
- Cost Rollup and Update
- Cost accounting training

Business Solutions – Over 30 Presentations

– http://oaug.org/communities/webinars#cost-management-sig
– http://www.volzconsulting.com/resources.html

Summary Presentation:

- How to Manage the Inventory and Manufacturing Period Close and Remain Sane…
  - Start here, concise summary for these 30+ presentations
  - Plus nifty SQL Open/Close Period Status Report, works across all your inventory organizations and operating units

Business Solutions – Over 30 Presentations

– http://oaug.org/communities/webinars#cost-management-sig
– http://www.volzconsulting.com/resources.html

A/P Accruals:

- (R11i) How to Setup, Use and Balance Your A/P Accrual Accounts
- (R12) A/P Accruals for Release 12 (OAUG Cost Management SIG)
- (R12) Resolve Your Inventory A/P Accruals Issues Now! Even for Intercompany Internal Orders and Consignment!

Change Your Cost Methods Without Re-implementing:

- Who Said Changing Cost Methods With Discrete Costing Can't be Done?

Costing Tips and Tricks:

- Make Cost Management Work for You!
- Oracle Cost Management Features and Workarounds

Cost Management & Subledger Accounting (SLA):

- Cost Accounting As You Want It – EBS R12 Cost Accounting with SLA
- Subledger Accounting for Discrete & EAM Cost Accounting: Product Line and Expense Accounting Made Easy
- How to Create Shipping Burdens for Oracle Cost Management, in Spite of Subledger Accounting

Discrete & Process Cost Accounting Integration:

- We Can Create Combined Oracle Cost Accounting Reports for Both Discrete and Process Manufacturing

Inventory Reconciliation, Interfaces and Period Close Tips:

- Can We Actually Reconcile Project MFG to Inventory, WIP, Projects & G/L? What Was I Thinking?
- Reconcile Your Inventory to G/L Balances With Ease, From 1 to 1,000 Inventory Organizations!
- How in the Dickens Do I Handle Those Month-End Interfaces? (And Why Can't I Close My Books?)

Business Solutions – Over 30 Presentations

– http://oaug.org/communities/webinars#cost-management-sig
– http://www.volzconsulting.com/resources.html

Periodic Costing:

- Want to Know Your Average Costs? Run Periodic Costing Alongside Your Costing Method!

Profit in Inventory Solutions:

- Does Rel. 12 Solve Global Inter-Company Issues for Multiple Ledgers, Profit in Inventory and COGS?

Transactions and Variances:

- eAM Costing, How Is It Different from Oracle MFG Costing?
- How to Setup, Transact and Use Outside Processing
- InterCompany – Fulfillment Delivery Options - an Oracle DropShip Example
- Manufacturing Variances for Oracle EBS
- Overview of Oracle Discrete Costing for Manufacturing
- Receiving as it Relates to Oracle Cost Management
- Ship to Invoicing Oracle Transaction Flows: Tracing a Sale Through Inventory

Other Related Presentations:

- Cost Allocations: Different Ways to Use Oracle EBS Cost Elements, Sub-Elements and Cost Allocation Methods
- Change Management is So Important!
- Don't Forget Your Business Processes! Oracle Can't Do it All for You
- Major Tables & Relationships for Oracle EBS Costing
- What's New in Oracle Release 12 – the Changes that Matter
- Why Upgrade to Oracle Release 12 Costing - What's In it for Me?

Power Hour Agenda

- Introduce the breakout session, introduce myself
- Have folks introduce themselves and issues they have
- Have the group offer up solutions they have found useful (or solutions they wish they had)
- Offer solutions which has worked, available resources

Introduction to the Power Hours

- Beginning in 2015, the Special Interest Groups have collaborated on presentations focused on a single topic in an interactive and small group type session
- This allows conference attendees to participate in open discussions on relevant business scenarios that get impacted by aspects of the applications and its configuration
- This is ultimately designed to stimulate conversation and educate end users
- The Power Hour Series are sponsored and supported by the OAUG

- **If there is a specific topic or area you'd like to see covered, please reach out to your SIG or chapter lead with ideas for future sessions**

Power Hours
All Sessions in Breakers F

Session ID	Time	Title	Presenter
10435	Sunday 1:45 – 2:45	Managing Reconciliation in Manufacturing and Distribution Organizations	Doug Volz Doug Volz Consulting
10436	Sunday 3:00 – 4:00	eBTax, Automating Sales & Use Tax in Procure to Pay Applications – Never Get Exempt or Use Tax Wrong Again	Alastair Doe Innovate Tax
10431	Tuesday 9:45 – 10:45	Global ERP Implementations, Lesson Learnt – Focus on Critical Success Factor	Hans Kolbe Celantra Systems
10433	Tuesday 11:00 – 12:00	Leveraging Your E-Business Suite 12 Investment	Alyssa Johnson Keste
10432	Tuesday 1:30 – 2:30	Understanding TCA – The New Master Data Repository	Mohan Iyer Jade Global, Inc.

Power Hours
All Sessions in Banyan B

Session ID	Time	Title	Presenter
10508	Tuesday 11:00 – 12:00	Revenue Recognition – The Times They Are A-Changin’	Stephen Sullivan, PWC Kevin Sullivan, PWC

Power Hour - Managing Reconciliation in Manufacturing and Distribution Organizations

Power Hour Goals

Power Hour Goals

- Do you have recurring issues with month-end close and reconciliation?
- Wishing there is a way to make the inventory and manufacturing month-end reconciliation processes easier?
- Looking for solutions for common Discrete and Process Costing reconciliation challenges?
- Learn from your fellow colleagues, find out how they solved similar issues and what solutions have worked best.
- And find out about standard features you may have missed, plus additional multi-organization reporting which may help to speed your close cycle and other tricks and tips to ease the month-end close and reconciliation hassles.

There Has to be an Easier Way !!

Common Issues?

- Common Inventory / Manufacturing Reconciliation issues:
  - Inventory Reconciliation (Onhand, Intransit, Receiving, WIP)
  - Profit in inventory tracking and elimination
  - Stuck transactions
  - Having to open and close multiple inventory organizations
  - Better multi-organization inventory value, transaction, variance and item costing reports
  - Subledger accounting issues

- Other issues? Additions, deletions?

Solutions?

- Solutions you have found useful?

Power Hour - Managing Reconciliation in Manufacturing and Distribution Organizations

Period Close Background

Period Close Dependencies

Period Close Sequence

- Purchasing, closing off receipts
- Inventory and WIP
- Payables, closing off matching invoices to PO receipts
- Projects, after collecting costs from Inventory, WIP/eAM and Payables
- Receivables and COGS Recognition
- Fixed Assets, after Mass Additions from Payables and Projects
- Cash Management / Treasury
- General Ledger

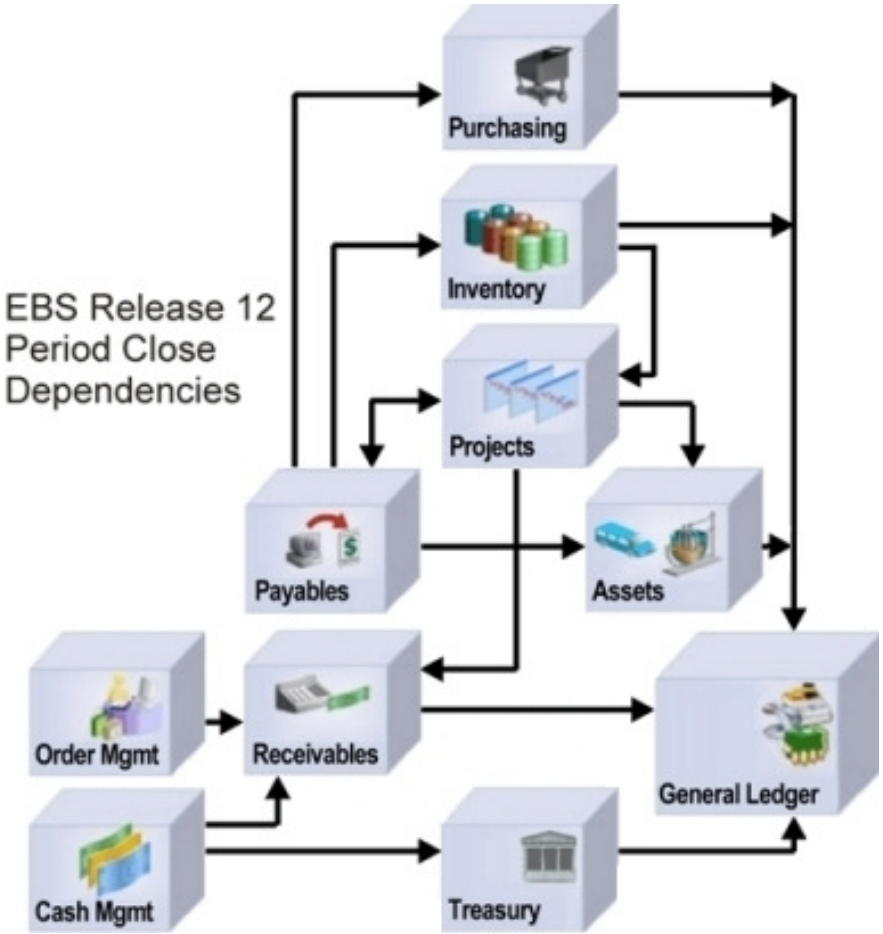

Distribution & Mfg Period Close Process

- Clear Your Interfaces and Process Your Supply Chain Transactions
  - Standard Oracle Interfaces
  - And custom interfaces for logistics or other sources
- Close Your Inventory Orgs (Inventory Accounting Period Form)
- Create Accounting and export to G/L is run next
- Ensure Create Accounting is Run After You Close A/R:
  - Run COGS recognition processes
  - Process all deferred COGS entries
  - Deferred COGS usually zero at month-end (unless have deferrals)
- Run Oracle Subledger Period Close Exceptions Report
- Normal Month-End Activities (Reporting, Journals, Allocations, etc.)

OPM Period Close Process – Major Steps

- Clear Your Interfaces and Process Your Supply Chain Transactions
- Close Your Inventory Orgs (don't use inventory accounting period form!)
  - GMF recreate batch as needed for layered costing
  - Close the OPM Cost Calendar – GMF Period Close *(Final Close No)*
  - If using actuals, run the Actual Cost or Lot Cost programs
  - Run the Cost Update to move your costs into your G/L item costs
  - Execute the OPM Accounting Pre-Processor
  - Create Accounting in draft mode
  - Final Close the OPM Cost Calendar – GMF Period Close *(Final Close Yes)*
  - Final Cost Update (can't make item cost changes)
  - Execute the OPM Accounting Pre-Processor
- Ensure Create Accounting is Run After You Close A/R:
  - Run COGS recognition processes
  - Process all deferred COGS entries
  - Deferred COGS usually zero at month-end (unless have deferrals)
- Run Oracle Subledger Period Close Exceptions Report
- Normal Month-End Activities (Reporting, Journals, Allocations, etc.)

EBS R12 Period Close Advisor

- *EBS R12 Period Close Advisor: Inventory & Costing (Doc ID 1359452.1)*

Period Close Advisor: E-Business Suite (EBS) (Doc ID 335.1)

1. Intro | 2. OM-Shipping | 3. CM-Treasury | 4. Payables | 5. Receivables | 6. Purchasing | 7. Inventory-Costing | 8. Projects | 9. Assets | 10. GL

Phase Overview

Step by Step Guide

- Evaluate & Prepare
- Process Inventory, Cost, and Move Transactions
- Create Accounting
- Reconcile
- Close Period

How to use this Period Close Advisor:

This Period Close Advisor provides guidance on recommended period end procedures for E-Business Release 12.x. The subledger application tabs are listed in the recommended order of closing based on the data flow dependency as shown in the diagram. Step by step best practices with tips and troubleshooting references are provided to assist you through each phase. Review the 'Using the Period Close Advisor' section under the 'Intro' tab for more details on how to use this advisor.

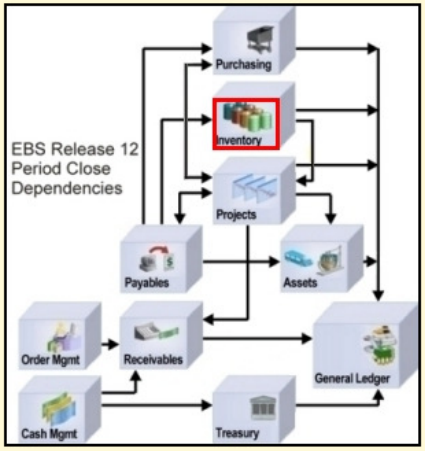

Inventory and Costing:

This tab describes the procedures for performing period-end processing in Oracle Inventory and Costing for Release 12. Oracle Cost Management is an application module holding Inventory/Receiving/WIP accounting entries. The period close process for Oracle Inventory enables the summarizing of costs related to inventory and manufacturing for a given accounting period. These costs are then transferred to the General Ledger for posting. Oracle Inventory and Oracle Cost Management provide the required features to affect the necessary period-end procedures to:

- Reconcile the inventory and work in process costs and values
- Transfer inventory and manufacturing costs to the General Ledger
- Transfer summary or detail accounting information to the General Ledger
- Independently open and close periods for each inventory organization
- Perform interim transfers to the General Ledger without closing the period

Multimedia Training

- E-Business Suite Period Close Advisor Overview [Video]
- E-Business Suite Diagnostics Training [Video]
- OCM & Health Check Overview for EBS Customers [Video]
- E-Business Patch Wizard Training Video
- EBS R12 Patching Best Practices & Overview [Video]

Related Resources

- E-Business Suite Community
- E-Business Suite Release 12.1 Documentation Library
- E-Business Suite Release 12.1 Information Center
- E-Business Suite Product Information Center Index

Power Hour - Managing Reconciliation in Manufacturing and Distribution Organizations

Inventory Reconciliation

Inventory Reconciliation Reporting

- Inventory Reconciliation Solutions :
  - Project Manufacturing Reconciliation (2010 Collaborate):
    - *Can We Actually Reconcile Project MFG to Inventory, WIP, Projects & G/L? What Was I Thinking?*
  - Inventory Reconciliation (2011, 2014 Collaborate):
    - *Reconcile Your Inventory to G/L Balances With Ease, From 1 to 1,000 Inventory Organizations!*

Inventory Reconciliation Papers

- *Reconcile your Inventory to G/L Balances with Ease, From 1 to 1,000 Organizations!*
  (Collaborate14)

- *Can We Actually Reconcile Oracle Project MFG to Inv., WIP, Projects & G/L? What was I Thinking?*
  (Collaborate10)

Example Financial Structure to Reconcile

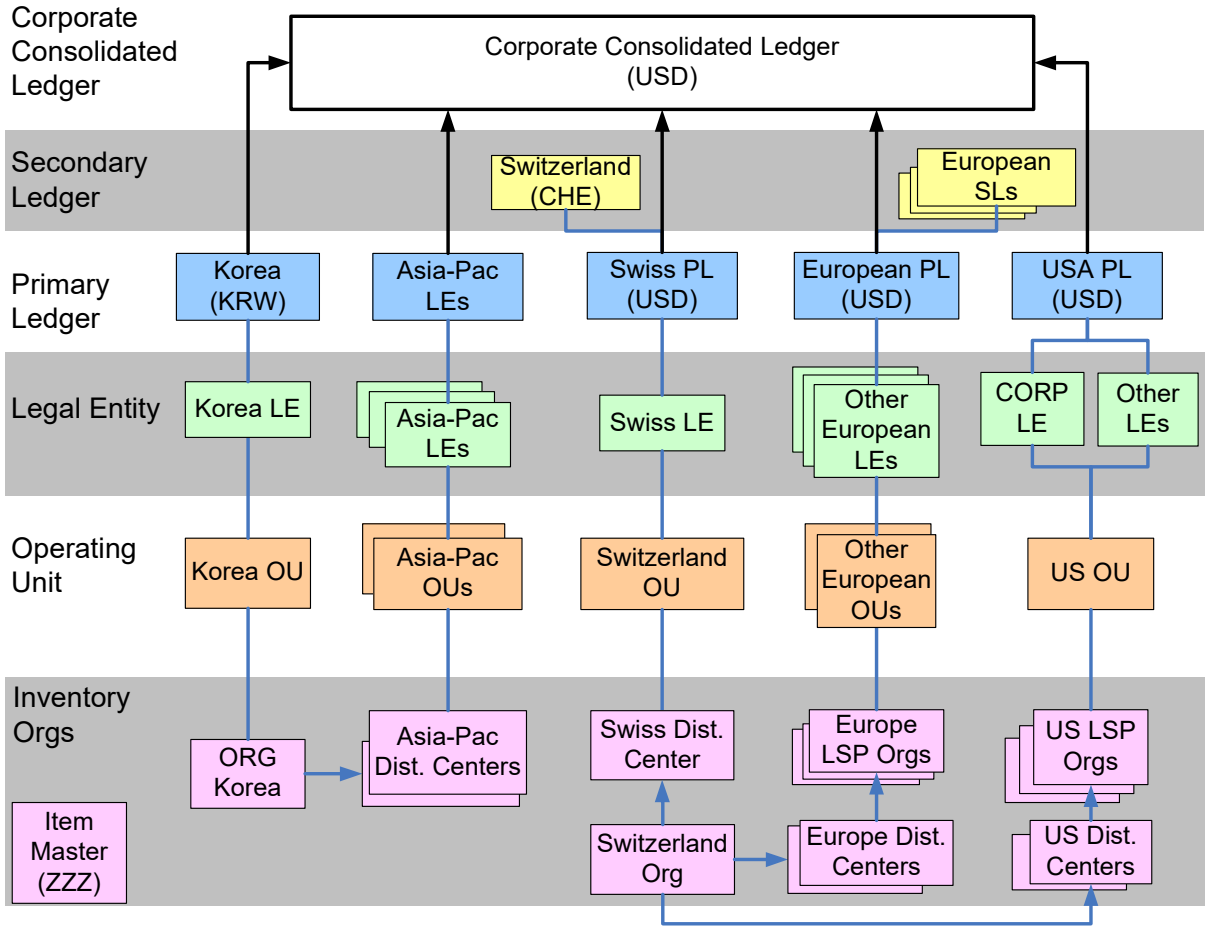

Sample Reconciliation Worksheet

< Company Name >
INVENTORY RECONCILIATION
< Period>

ACCT #	ACCOUNT DESCRIPTION	BEGIN G/L BALANCE	INV ACTIVITY	A/P ACTIVITY	PURCH RECEIPT	WO ACTIVITY	MANUAL JE'S	ENDING G/L BALANCE	PERPET BALANCE	DELTA
1410	Receiving Value Account	0	300,000	0	(300,000)			0	0	0
	(could be many rows here for receiving value accounts)									
1420	Inventory Value Account	30,000	620,000	0	0		100	650,100	650,000	100
	(could be many rows here for inventory value accounts)							0		0
1430	WIP Value Accts	40,000	50,000	0	0	30,000	500	120,500	120,000	500
	(could be many rows here for WIP value accounts)									
1460	Intransit Value Account	0	20,440	0	0			20,440	20,440	0
1460	Intransit Value Account	0	0	0	0			0		0
1460	Intransit Value Account	0	0	0	0			0		0
	Report Total	70,000	990,440	0	(300,000)	30,000	600	791,040	790,440	600

Reconcile your Inventory to G/L Balances with Ease, From 1 to 1,000 Organizations!







- Detailed paper, step-by-step instructions
- Lists 15 reasons why you might not reconcile plus solutions
- Free custom SQL Inventory Reconciliation Report
- Super quick G/L to perpetual comparison
- With a feature-rich appendix with more custom report examples

Manual Inventory Reconciliation

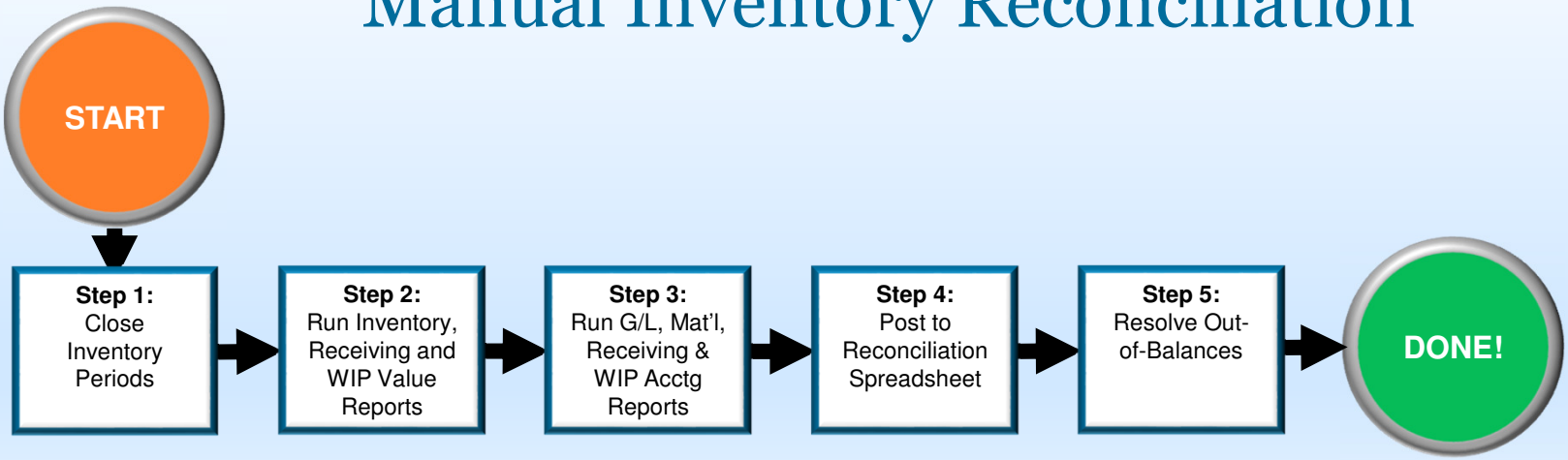

Automated Inventory Reconciliation

G/L to Inventory Reconciliation Data Flow

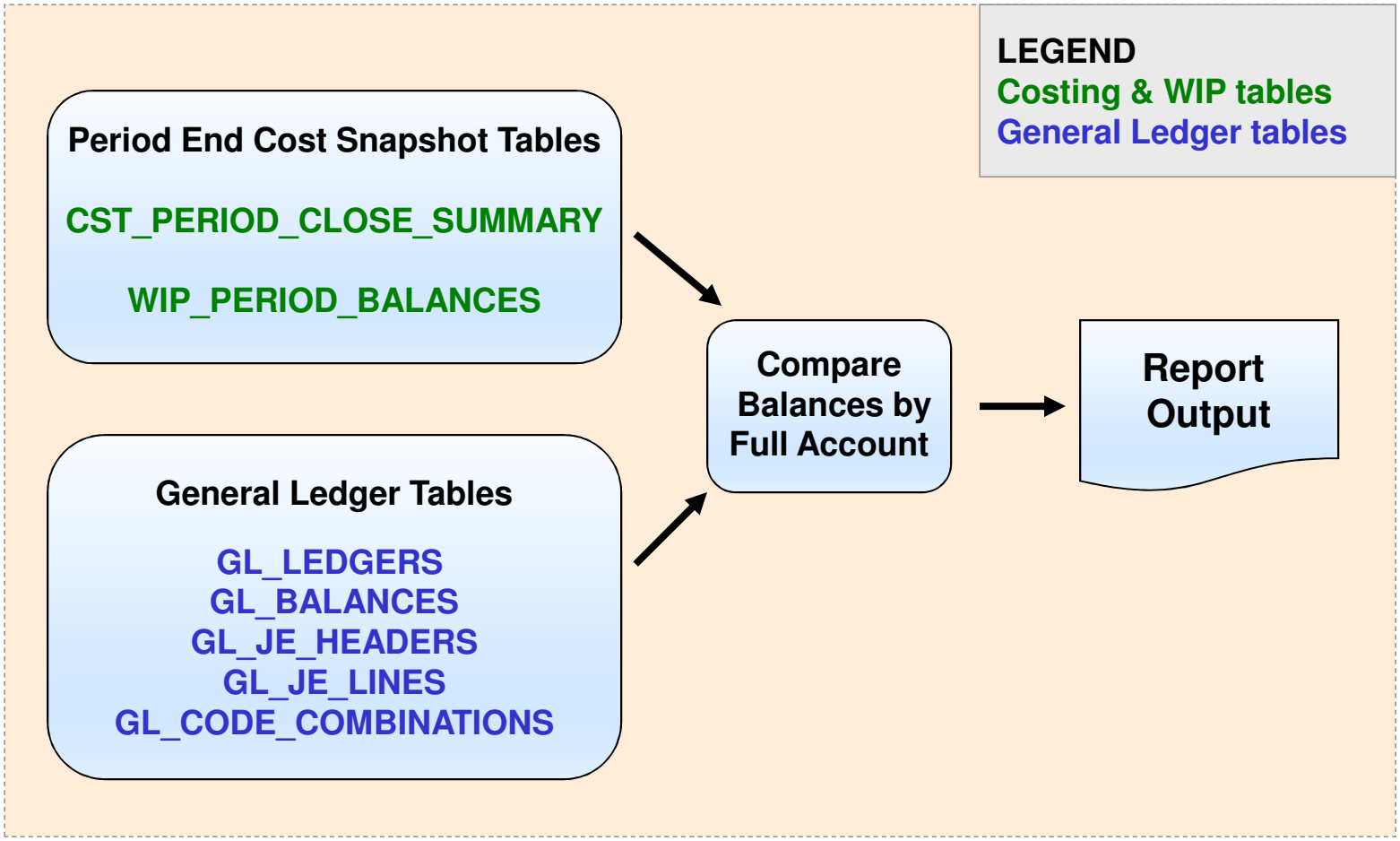

G/L to Inventory Reconciliation Report

Inventory Reconciliation Report Run Date: sample only							G/L Balances & Activity						Perpetual Balances			G/L Vs. Inventory
Period Name	Ledger	Co	Acct	Sub-Acct	Prod Line	Inter Co	Beg Balance	Inventory	Payables	WIP	Other	End Balance	Inv. Onhand Value	WIP Value	Total Perpetual Value	Difference
DEC-12	Vision Operations	100	1410	000	1000	1000	0.00	2,000.00	0.00	0.00	0.00	2,000.00	2,138.00	0.00	2,138.00	(138.00)
DEC-12	Vision Operations	100	1420	000	1110	1000	0.00	0.00	0.00	0.00	0.00	0.00	0.00	0.00	0.00	0.00
DEC-12	Vision Operations	100	1430	000	1110	1000	0.00	0.00	0.00	0.00	0.00	0.00	0.00	0.00	0.00	0.00
DEC-12	Vision Operations	100	1440	000	1110	1000	30,000.00	620,000.00	0.00	0.00	100.00	650,100.00	650,000.00	0.00	650,000.00	100.00
DEC-12	Vision Operations	100	1450	000	1120	1000	40,000.00	50,000.00	0.00	30,000.00	500.00	120,500.00	0.00	120,000.00	120,000.00	500.00
DEC-12	Vision UK	110	1410	000	1120	1000	0.00	0.00	0.00	0.00	0.00	0.00	1,000.00	0.00	1,000.00	(1,000.00)
DEC-12	Vision UK	110	1420	000	1170	1000	10,000.00	30,000.00	0.00	0.00	0.00	40,000.00	40,000.00	0.00	40,000.00	0.00
DEC-12	Vision UK	110	1430	000	1170	1000	0.00	0.00	0.00	0.00	0.00	0.00	0.00	0.00	0.00	0.00
DEC-12	Vision UK	110	1440	000	1172	1000	20,000.00	400,000.00	0.00	0.00	0.00	420,000.00	420,000.00	0.00	420,000.00	0.00
	Totals						100,000.00	1,102,000.00	0.00	30,000.00	600.00	1,232,600.00	1,113,138.00	120,000.00	1,233,138.00	(538.00)

This report is in use at multiple Release 11i and 12 clients.

Just ask for the sample SQL report from doug@volzconsulting.com

Get the White Paper for the Appendix From:

Reconcile your Inventory to G/L Balances with Ease, From 1 to 1,000 Orgs!

- Original Release 10 – 11i design for integrating Oracle Inventory, WIP and Cost Management to the G/L
- Inventory and WIP Transaction Tables
- Accounting Line Types
- Sample SQL logic for Month-End Inventory Values Snapshot
- Sample SQL Code for Release 12 Material Distribution Report
- Sample SQL Code for Release 12 WIP Distribution Report
- Sample SQL Code for Release 12 Receiving Distribution Report
- Sample SQL for Finding Item Cost Out-of-Balances
- Subledger Accounting Transfer Methods

Can We Actually Reconcile Oracle Project MFG to Inv., WIP, Projects & G/L? (What was I Thinking?)

- Plenty of things can go wrong with PJM, Inventory, WIP, Projects and G/L
- Automated solution to compare G/L with Inventory, WIP and Projects (see Appendix for more information)
- Get the white paper for the appendix:
  - Accounting Line Types
  - Sample SQL logic for finding the LOCATOR_ID
  - Sample SQL logic for finding the PROJECT_ID
  - Sample SQL logic for finding the SUBINVENTORY_CODE
  - Sample SQL Code for Release 12 Material Distribution Report
  - Sample SQL Code for Release 12 WIP Distribution Report
  - Subledger Accounting Transfer Methods

Power Hour - Managing Reconciliation in Manufacturing and Distribution Organizations

Profit in Inventory

Profit in Inventory

- *Does Rel. 12 Solve Global Inter-Company Issues for Multiple Ledgers, Profit in Inventory and COGS?* (Collaborate10)

- Two commonly used terms for profit in inventory
  - ICP – **I**nter**c**ompany **P**rofit
  - PII – **P**rofit **i**n **I**nventory

Sample Background – Supply Chain

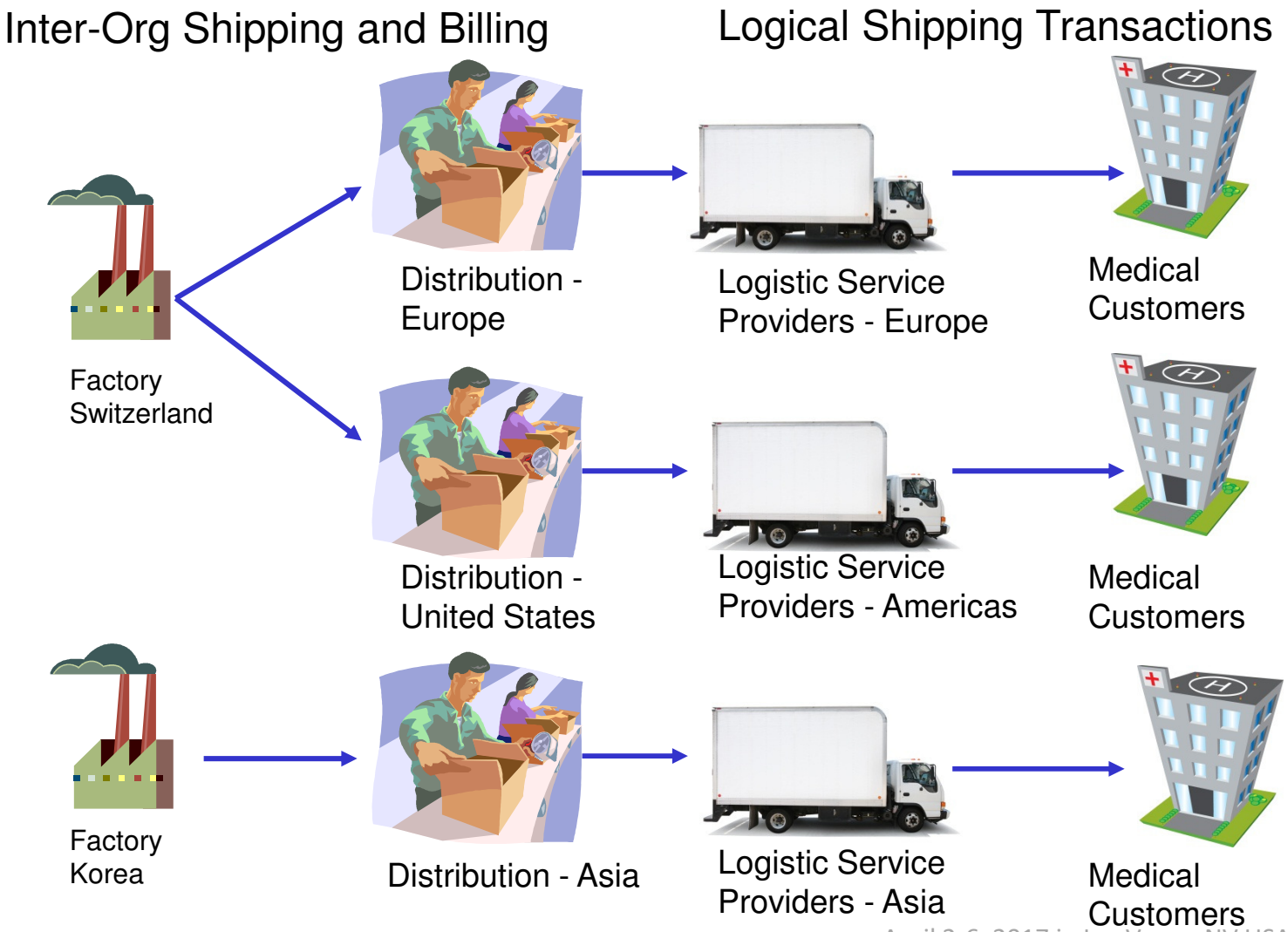

Profit in Inventory Solutions

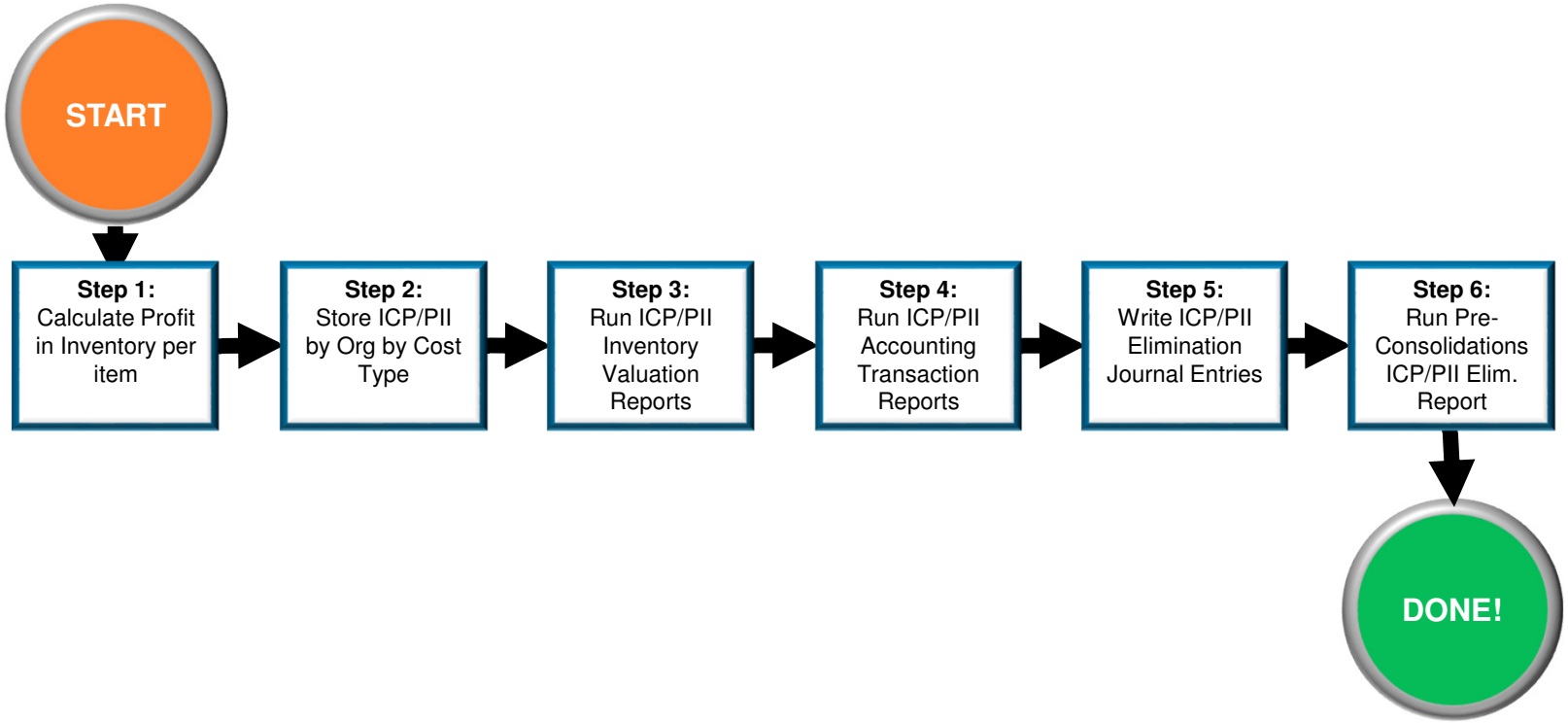

Underlying ICP/PII Elimination Principles

- Inventory Value Reports

This Month's ICP Inventory Value Reports – Last Month's ICP Inventory Value Reports = Monthly Change in ICP/PII Value

- Transaction Reports

Monthly Transaction Quantities X ICP Item Cost = Monthly Change in ICP/PII Value

Profit in Inventory – Sample Inventory Report

(sample data only)

ICP Item Costs Based on Sourcing Rules

Item Number	Src Org	Assignmt Set	Src Curr Code	Src Item Cost	Curr Conv Rate	Conv Src Item Cost	To Org	To Curr Code	To Org Item Cost	Calc. ICP To Org	ICP Percent	PROD ICP Item Cost
900990	200	Main	EUR	2.31492	1.29594	3.00000	203	EUR	4.00000	(1.00000)	(25.0)	(1.00000)
100200	203	Main	EUR	10.00000	1.29594	12.95940	101	USD	15.00000	(2.04060)	(13.6)	(2.04060)
100300	204	Main	EUR	7.00000	1.29594	9.07158	305	USD	25.00000	(15.92842)	(63.7)	(15.92842)
100300	204	Main	EUR	7.00000	1.29594	9.07158	309	USD	25.00000	(15.92842)	(63.7)	(15.92842)
100300	204	Main	EUR	7.00000	1.29594	9.07158	316	USD	25.00000	(15.92842)	(63.7)	(15.92842)

Notes: 1 EUR of the ICP for item 100300 comes from Organization 200,
In Organization 203, in WIP, the component 900990 is used to make 100300.

Onhand Inventory ICP Value Report

Month-End Snapshot (quantities) are from October 2009

Period Name	Org Code	Co	Acct	Prod Grp	Item Number	Curr	Gross Item Cost	ICP Item Cost	Net Item Cost	UOM	Qty	Inv. Onhand Value	Total ICP Onhand Value	Total Net Onhand Value
2009-10	203	1012	1301	1110	100300	EUR	10.00000	(1.00000)	9.00000	EA	2,450	24,500.00	(2,450.00)	22,050.00
2009-10	305	1048	1330	1172	100300	USD	25.00000	(15.92842)	4.56319	CTN	483	12,075.00	(7,693.43)	4,381.57
2009-10	309	1048	1330	1172	100300	USD	25.00000	(15.92842)	4.56319	CTN	649	16,225.00	(10,337.54)	5,887.46
2009-10	316	1048	1330	1172	100300	USD	25.00000	(15.92842)	4.56319	CTN	1,445	36,125.00	(23,016.57)	13,108.43
2009-10	316	1048	1350	1172	100300	USD	25.00000	(15.92842)	4.56319	CTN	4	100.00	(63.71)	36.29

Note: FG Product 2, 100300, has 1.29595 USD (1 EUR) ICP from organization 200 and the balance from organization 203

Presentation & White Paper From:

Does Rel. 12 Solve Global Inter-Company Issues for Multiple Ledgers, Profit in Inventory and COGS

Appendix

- Accounting Line Types
- Technical Overview for Material and WIP Transaction Tables
- Sample SQL Code for Release 12 Material Distribution Report
- Sample SQL Code for Release 12 WIP Distribution Report
- Sample SQL Code for the Onhand Inventory ICP Value Report
  (also a great month-end inventory value report for onhand and intransit!)

Power Hour - Managing Reconciliation in Manufacturing and Distribution Organizations

Stuck Transactions

Managing Stuck Transactions

- Managing Stuck Transactions:
  - Create custom programs to fix repetitive transaction issues
  - Get IT and your Internal Auditors to accept more streamlined interface error resolution procedures
  - Create a Custom Interface Errors Report
    - Get the 2012 Collaborate Paper:
      Egads! How in the Dickens Do I Handle Those Month-End Interfaces? (And Why Can't I Close My Books)

Managing Stuck Transactions

Parameters

Ledger for G/L Interface
Operating Unit
Accounts Payable Reports
Accounts Receivable Reports
Cash Management Reports
General Ledger Reports
Inventory Reports
Inventory Cost Reports
Manufacturing Reports
Manufacturing Cost Reports
Project Reports
Purchasing/Requisition Reports
Receiving Reports
Supply Chain Planning Reports
Shipping Reports
All Interface Reports

OK Cancel Clear Help

Managing Stuck Transactions – G/L Example

```
+==========================================================================+
|                        General Ledger Reports                            |
+==========================================================================+

                                                  GL_INTERFACE Report
                                         Total Number of G/L Lines by Operating Unit                    Date: 05-DEC-11 14:07
                                         -------------------------------------------
    No. of                                Period
   Records GL Ledger                      Name    Description
---------- ------------------------------ ------- ------------------------------------------------------------------
         5 INTERNATIONAL_PL               NOV-11  Records currently entered in the GL_INTERFACE Table
---------- ******************************
         5 sum

        10 USA_PL                         NOV-11  Records currently entered in the GL_INTERFACE Table
---------- ******************************
        10 sum
----------
        16

                                                  GL_INTERFACE Report
                                         G/L Lines Summary by Period, Source and Category                    Date: 05-DEC-11 14:07
                                         ------------------------------------------------
    No. of                      Period
   Records GL Ledger            Name    Journal Source            Journal Category          Account Status          Accounted Amount
---------- -------------------- ------- ------------------------- ------------------------- ------- -------------- -----------------
         5 INTERNATIONAL_PL     NOV-11  Global Intercompany       Global Intercompany       1531    NEW                          .00
----------                              ************************* *************************                        -----------------
         5                              sum                                                                                      .00
---------- ********************                                                                                     -----------------
         5 sum                                                                                                                   .00

        10 USA_PL               NOV-11  Global Intercompany       Global Intercompany       1501    NEW                          .00
----------                              ************************* *************************                        -----------------
        10                              sum                                                                                      .00

---------- ********************                                                                                     -----------------
        10 sum                                                                                                                   .00
----------                                                                                                                   -----------------
        15                                                                                                                       .00

+==========================================================================+
|                     End of General Ledger Reports                        |
+==========================================================================+
```

Power Hour - Managing Reconciliation in Manufacturing and Distribution Organizations

Multiple Inventory Accounting Periods

Multiple Inventory Org Periods

- Standard Features for Managing Multiple Inventory Periods:
  - R12 Open Period Control program
  - R12 Close Period Control program
  - Need to set up a period open/close organization hierarchy

Multiple Inventory Org Periods

- Opening Multiple Inventory Periods:
  - Open Period Control program

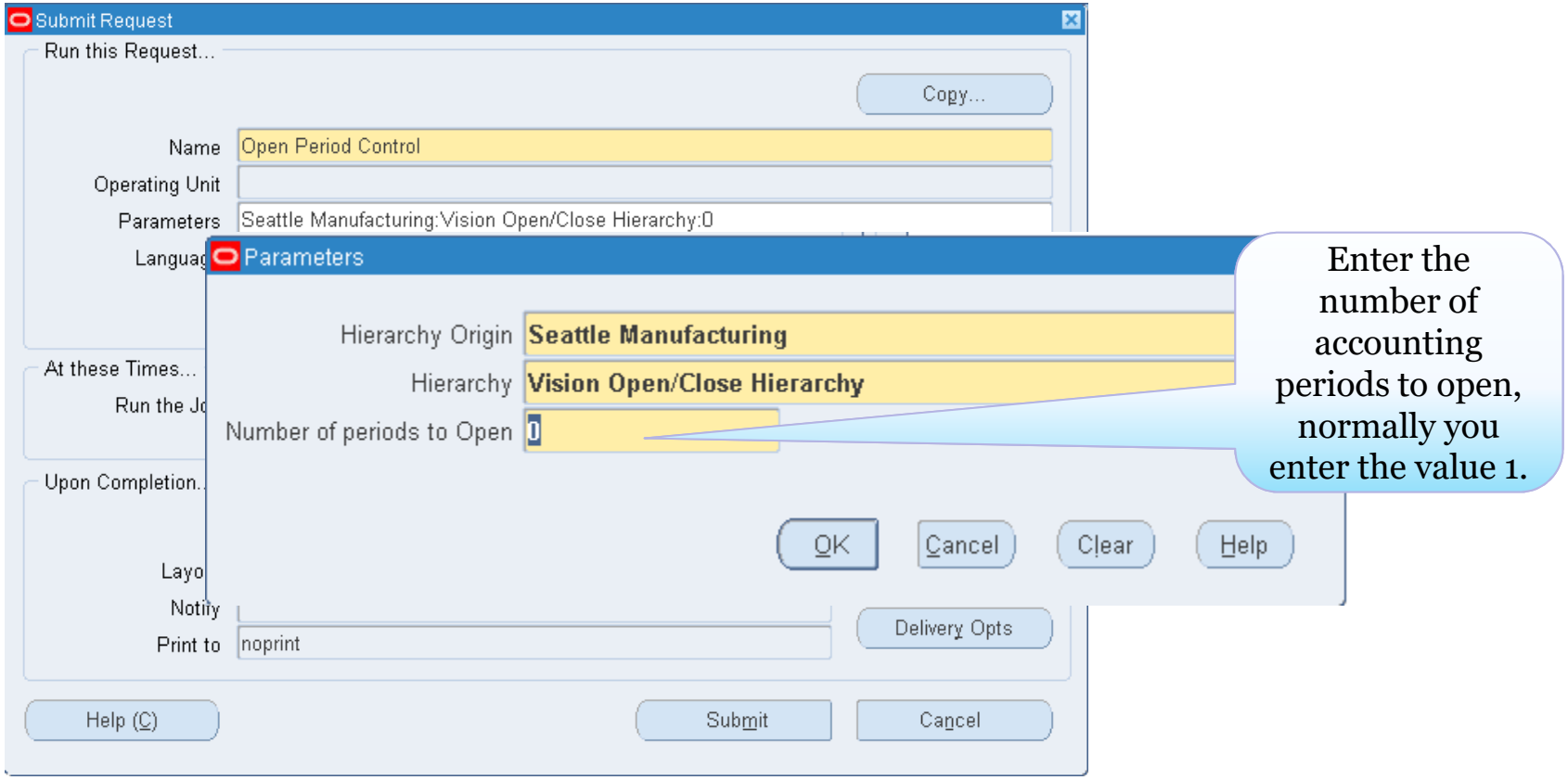

Multiple Inventory Org Periods

- Closing Multiple Inventory Periods:
  - Close Period Control program

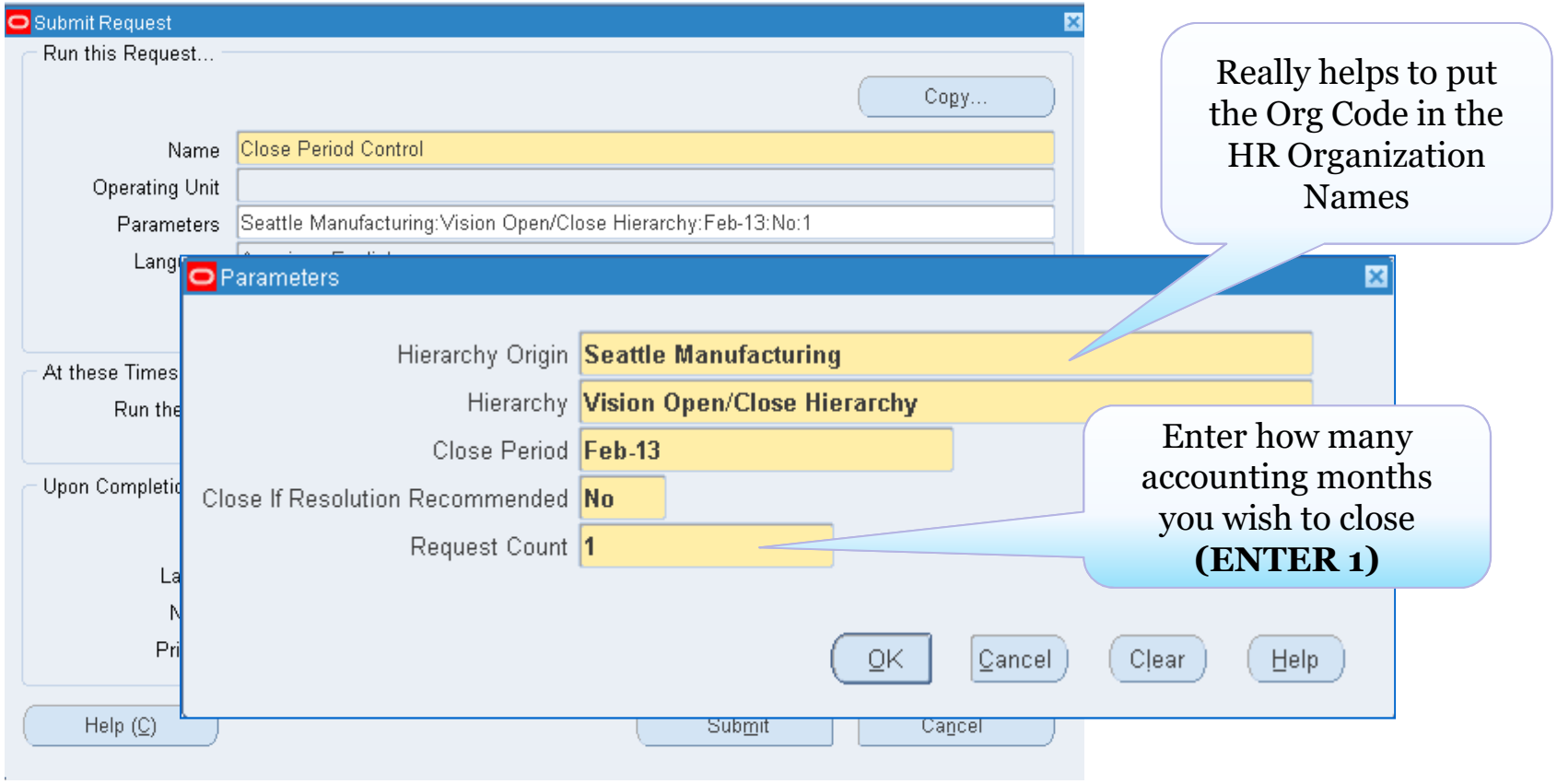

Organization Hierarchies

Menu path: Inventory => Setup => Organizations => Hierarchy

- Grouping Mechanism for Programs and Reports

Organization Hierarchy

Name: Vision Open/Close Hierarchy

Primary [ ]

Position Control

Version

Number: 1

Date From: 01-JAN-1995

Date To:

Copy Hierarchy...

Top Node Position Control Enabled

Organization

Name: Seattle Manufacturing

Exists in Hierarchy

Number of Subordinates: 3

Up

Subordinates

Name	Number of Subordinates	Position Control Enabled	Down
Boston Manufacturing	0		
Seattle Distribution Center	0		
Minneapolis Manufacturing	0		

If you did not close or open an organization, it may be because it is missing from the organization hierarchy

Are Your Orgs Are Open or Closed?

- Custom Period Status Report – for Discrete & Process
  - Report Options:
    - Periods Not Opened
    - Show All Open Periods
    - Show All Closed Periods
    - Show All Period Statuses
  - Can Also Run for A/R, A/P, Projects & Purchasing across all OUs

Open / Close Period Status Report			**Parameters:**	Period Name: Feb-10			Functional Area: All		
Run date: 08-Mar-2010 15:30				Ledger: %			Report Option: All Period Statuses		
Functional Area	**Period Name**	**Ledger**	**Operating Unit**	**Org Code**	**Organization Name**	**Inventory Period Status**	**Summarized Flag**	**OPM Period Status**	**Hierarchy Name**
Inventory	Feb-10	OPM US	PRU-Vision Process Ir	PR1	PR1	Open	No	Open	Vision Open/Close Hierarchy
Inventory	Feb-10	OPM US	PRU-Vision Process Ir	PR2	PR2	Open	No	Open	Vision Open/Close Hierarchy
Inventory	Feb-10	Vision Operations	Vision Operations	M1	Seattle Manufacturing	Closed	Yes		Vision Open/Close Hierarchy
Inventory	Feb-10	Vision Operations	Vision Operations	M2	Boston Manufacturing	Open	No		Vision Open/Close Hierarchy
Payables	Feb-10	Vision Operations	Vision Operations	N/A	N/A	Open			N/A
Projects	Feb-10	Vision Operations	Vision Operations	N/A	N/A	Open			N/A
Purchasing	Feb-10	Vision Operations	Vision Operations	N/A	N/A	Closed			N/A
Receivables	Feb-10	Vision Operations	Vision Operations	N/A	N/A	Open			N/A

Get the White Paper for this Period Status SQL Report

Oracle Subledger Period Close Exceptions Report

Menu path: Cost Management – SLA => View Requests => Subledger Period Close Exceptions Report

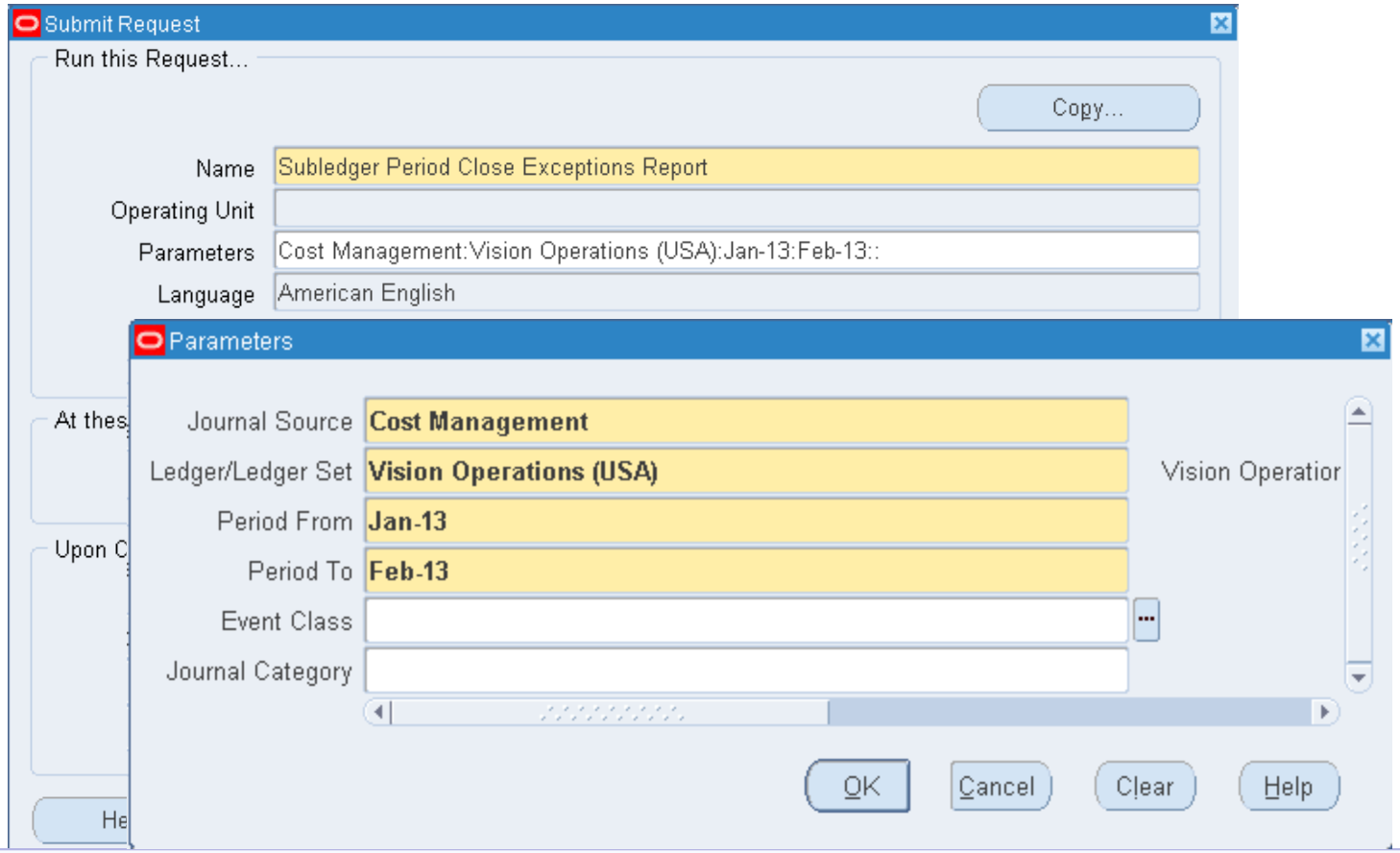

Run this report by Ledger or Ledger Set to see if Create Accounting should be run

Oracle Subledger Period Close Exceptions Report

Menu path: Cost Management – SLA => View Requests => Subledger Period Close Exceptions Report

ORACLE Subledger Accounting

Subledger Period Close Exception Report

Period From Jan-13 Period To Feb-13

Report Date 17-Feb-13
Page 2 of 3

Report Summary

Ledger Name	Period	Journal Source	Exception	
			Status	Count
Vision Operations (USA)	Feb-13	Cost Management	Unprocessed	14

Subledger Period Close Exception

Ledger Name **Vision Operations (USA)** Ledger Currency **USD**

Period **Feb-13**

Journal Source **Cost Management**

Journal Category	WIP		Event Class	WIP Variance		
Event Date	**Event Type**	**Transaction Number**	**Status**	**Transaction Date**	**Organization Code**	**Assembly**
Feb 17, 2013	Job Close Variance	31091332	Unprocessed	17-FEB-13	M1	XA1000

Journal Category	Inventory		Event Class	WIP Material		
Event Date	**Event Type**	**Transaction Number**	**Status**	**Transaction Date**	**Organization Code**	**Item**
Feb 17, 2013	WIP Assembly Return	23611029	Unprocessed	17-FEB-13	M1	XA1000
Feb 17, 2013	WIP Component Return	23611030	Unprocessed	17-FEB-13	M1	XC1000
Feb 17, 2013	WIP Component Return	23611031	Unprocessed	17-FEB-13	M1	XC1002
Feb 17, 2013	WIP Component Return	23611032	Unprocessed	17-FEB-13	M1	XC1003
Feb 17, 2013	WIP Component	23611033	Unprocessed	17-FEB-13	M1	XC1004

This report finds those entries not processed by Create Accounting

Power Hour - Managing Reconciliation in Manufacturing and Distribution Organizations

Cost Accounting Reporting Solutions

Common Complaints for Cost Reporting

– Can't Use Standard Oracle Cost Accounting Reports

- Why Not?
  - Originally designed to be run for a single warehouse
  - Does not format well into Excel (even for R12!)
  - SLA reports don't have enough details
  - Not enough summary reporting
  - Discrete Costing R12 – no SLA info on transaction inquiries
  - Process Costing R12 – too few reports
  - Drives down operational efficiency
  - Unable to eliminate PII/ICP using standard reporting

What Type of Reports Are Needed?

Reconciliation Reports
G/L to Inventory Reconciliation
A/P Accrual Reconciliation Reports
Global Inventory Value Reports

Weekly / Monthly Txn Listings
Transaction Acctg Summaries
Account Alias Reports
Transaction Accounting by Lot

Other Reporting & Analysis
Global Setup Configure Reports
Open Internal Orders Reports
Period Open / Close Status

Investigative Reports
Item Cost Comparison Reports
IPV, PPV, WIP Variance Reports
Margin Analysis Reports

Typical Report Categories:

Cost Accounting

- Inventory Value
- Item Costs
- Transactions and Variances
- Other Reports

Custom Cost Accounting Reports

- Reports in production at both R11i & R12 clients
- In most cases, these cost reports apply to both Discrete & OPM
- Report tailoring is expected, such as for COA
- All global reports, saves lots of time!

Global Inventory Value Reports

No.	Folder	Report Title
1	Inv Value	As of Onhand Lot Value Report
2	Inv Value	G/L to Inventory Reconciliation Report
3	Inv Value	ICP/PII Inventory & Intransit Value Report
4	Inv Value	ICP/PII Inventory Value Change Report
5	Inv Value	ICP/PII WIP Component Value & Variance Relief Report
6	Inv Value	Intransit Value Report
7	Inv Value	Inventory Out-of-Balance Report
8	Inv Value	Receiving Value Report
9	Inv Value	WIP Account Value Report

Sample SQL included in White Papers

Global Item Cost Reports

No.	Folder	Report Title
10	Item Costs	Calculate ICP/PII Item Costs Report
11	Item Costs	Item Cost Rollup Errors
	11.1	Item Cost Rollup Errors, Rollup Yes, no BOMs
	11.2	Item Cost Rollup Errors, Rollup No, With BOMs
	11.3	Item Cost Rollup Errors, Rollup Yes, No Cost Rollup
	11.4	Item Cost Rollup Errors, Having User-Defined Costs for Make Items
	11.5	Detailed Cost Rollup Errors. Having Both Rolled Up and User-Defined Costs
12	Item Costs	ICP/PII Vs. Item Costs Report
13	Item Costs	Item Costs & Routing Report
14	Item Costs	Item Costs Report
15	Item Costs	PO Price Vs. Std Cost Report
16	Item Costs	Resource Costs Report
17	Item Costs	SO List Price Vs. Cost Comparison Report
18	Item Costs	SO Price List Report
19	Item Costs	Sourcing Rule Report
20	Item Costs	Zero Item Costs Report

Global Period Status & Setup Reports

No.	Folder	Report Title
21	Other	Inventory / Receiving Accounts Setup Report
22	Other	Inventory Organization Summary Report
23	Other	Item Master Accounts Report
24	Other	Material Account Alias Setup Report
25	Other	Material Overhead Subelements Setup Report
26	Other	Open Internal ISO/IRO Report
27	Other	Period Open / Close Status Report
28	Other	Shipping Network Accounts Setup Report
29	Other	Subinventory Accounts Setup Report
30	Other	WIP Accounts Setup Report

Sample SQL included in White Papers

Global Transaction & Variance Reports

No.	Folder	Report Title
37	Txns	ICP/PII Manufacturing Variances Summary Report
38	Txns	ICP/PII Material Transactions Offset Report
39	Txns	ICP/PII Margin Analysis Summary Report
40	Txns	Intercompany Out-of-Balance Report
41	Txns	Interface Errors Report
42	Txns	Invoice Price History Report
43	Txns	Material Account Alias Report
44	Txns	Material Account Lot Number Report
45	Txns	Material Account Summary Report
46	Txns	Material Overhead Absorption Report
47	Txns	Missing Cost Management Trxns
48	Txns	Receiving Account Summary Report
49	Txns	Standard Cost Adjustment History Report
50	Txns	Standard Cost Pending Adjustment Report
51	Txns	WIP Account Summary Report
52	Txns	WIP Resource Efficiency Report

Sample SQL included in White Papers

Layout Samples for Multi-Org Reports

- Custom Multi-Org Valuation Reports
  - ICP/PII Inventory & Intransit Value Report
  - Inventory Out-of-Balance Report
- Custom Account Distribution Reports
  - Material Account Summary Report
  - Receiving Account Summary Report
  - WIP Account Summary Report

Sample Multi-Org Reports
Multi-Org Inventory Value Reporting

- Custom *ICP/PII Inventory & Intransit Value Report*

ICP Inventory & Intransit Month-End Value Report **Parameters:** Period Name: Jan-13
Run Date: 17-Feb-2013 18:06 Ledger: %

Ledger	Operating Unit	Org Code	Period Name	Co	Cost Ctr	Acct	Sub-Acct	Prod	Item Number	Item Description	Curr Code	Gross Item Cost	ICP Item Cost	Net Item Cost	Subinv or Intransit	UOM Code	Onhand Quantity	Onhand Value	ICP Onhand Value	Net Onhand Value
Vision Operations (USA	Vision Operati	M1	Jan-13	01	000	1410	0000	000	AS10001	Passport Backup D	USD	86.2500	0.0000	86.2500	Engineer	Ea	4.0	345.00	0.00	345.00
Vision Operations (USA	Vision Operati	M1	Jan-13	01	000	1410	0000	000	AS18947	Sentinel Deluxe De	USD	1,378.9621	0.0000	1,378.9621	Staging1	Ea	55.0	75,842.92	0.00	75,842.92
Vision Operations (USA	Vision Operati	M1	Jan-13	01	000	1410	0000	000	AS54888	Sentinel Standard I	USD	1,344.3144	0.0000	1,344.3144	Engineer	Ea	0.0	0.00	0.00	0.00
Vision Operations (USA	Vision Operati	M1	Jan-13	01	000	1410	0000	000	AS54888	Sentinel Standard I	USD	1,344.3144	0.0000	1,344.3144	FldSvc	Ea	100.0	134,431.44	0.00	134,431.44
Vision Operations (USA	Vision Operati	M1	Jan-13	01	000	1410	0000	000	AS54888	Sentinel Standard I	USD	1,344.3144	0.0000	1,344.3144	Staging1	Ea	137.0	184,171.07	0.00	184,171.07
Vision Operations (USA	Vision Operati	M1	Jan-13	01	000	1410	0000	000	AS55888	Sentinel Standard I	USD	1,519.5144	0.0000	1,519.5144	Staging1	Ea	2.0	3,039.03	0.00	3,039.03
Vision Operations (USA	Vision Operati	M1	Jan-13	01	000	1410	0000	000	AS66629	Envoy Ruggedized L	USD	1,568.7086	0.0000	1,568.7086	Depot	Ea	1.0	1,568.71	0.00	1,568.71
Vision Operations (USA	Vision Operati	M1	Jan-13	01	000	1410	0000	000	AS72111	Envoy Deluxe Laptc	USD	962.2624	0.0000	962.2624	Staging1	Ea	110.0	105,848.86	0.00	105,848.86
Vision Operations (USA	Vision Operati	M1	Jan-13	01	000	1410	0000	000	AS92689	Envoy Standard Lar	USD	1,458.4204	0.0000	1,458.4204	FldSvc	Ea	100.0	145,842.04	0.00	145,842.04

Use this report for the month-end perpetual values and to reconcile overall ICP/PII movement at month-end

Sample Multi-Org Reports

- Custom *Inventory Out-Of-Balance Report*
  - Used to find differences between your cumulative accounting entries and your perpetual balances

Inventory Out-of-Balance Report **Parameters:** Ledger % Period Name: Dec-10

Run Date: 02-Nov-2010 13:01 Min. Value Diff: 0

Ledger	Operating Unit	Org Code	Period Name	Co	Dept	Acct	Sub-Acct	Prod Grp	Item Number	Item Description	Subinv. or Intransit	UOM Code	Quantity	Onhand Value	Accounted Value	Difference
Vision Operations (USA)	Vision Operations	M1	Dec-10	01	000	1410	0000	000	75100003	B/W Cartidge	Staging1	Ea	0.0	0.00	0.00	0.00
Vision Operations (USA)	Vision Operations	M1	Dec-10	01	000	1410	0000	000	75100003	B/W Cartidge	Depot	Ea	0.0	0.00	0.00	0.00
Vision Operations (USA)	Vision Operations	M1	Dec-10	01	000	1410	0000	000	AS10000	405 Digital Camera	FGI	Ea	20.0	3,820.00	3,820.00	0.00
Vision Operations (USA)	Vision Operations	M1	Dec-10	01	000	1410	0000	000	AS10001	Passport Backup Drive	Engineer	Ea	4.0	345.00	345.00	0.00
Vision Operations (USA)	Vision Operations	M1	Dec-10	01	000	1410	0000	000	AS18947	Sentinel Deluxe Desktop	FS_Truck5	Ea	0.0	0.00	0.00	0.00
Vision Operations (USA)	Vision Operations	M1	Dec-10	01	000	1410	0000	000	AS18947	Sentinel Deluxe Desktop	FGI	Ea	608.0	838,408.98	838,408.98	0.00
Vision Operations (USA)	Vision Operations	M1	Dec-10	01	000	1410	0000	000	AS18947	Sentinel Deluxe Desktop	Depot	Ea	0.0	0.00	0.00	0.00
Vision Operations (USA)	Vision Operations	M1	Dec-10	01	000	1410	0000	000	AS18947	Sentinel Deluxe Desktop	Staging1	Ea	55.0	75,842.92	75,842.92	0.00

Sample Multi-Org Reports

- Custom Account Distribution Reports
  - *Custom Receiving Account Summary Report*
  - *Custom Material Account Summary Report*
  - *Custom WIP Account Summary Report*

Combine all three reports into the All Transactions Report

Receiving Account Summary Report | **Parameters** Ledger: % | Transaction Date From: 01-Jan-2013
Run Date: 31-Jan-2013 19:37 | Transaction Date To: 31-Jan-2013

Ledger	Operating Unit	Org Code	Period Name	Co	Dept	Acct	Sub-Acct	Prod Grp	Item Number	Item Description	Acct Line Type	Transaction Type	Destination Type	PO Number	PO Line	Rel Num	Project Number	WIP Job	Resource Code	UOM Code	Quantity	Curr Code	Amount
Vision Operations (US	Vision Operations	S1	Jan-13	01	000	2220	0000	000	CM88333	Resistor SMT 0.5	Accrual	Receive	Inventory	5933	3	1				Ea	(5,000.0)	USD	(300.00)
Vision Operations (US	Vision Operations	W1	Jan-13	01	000	1410	0000	000	WM233	56 kv V.90 Fax Mo	Receiving Inspection	Receive	Inventory	5937	1					Ea	48.0	USD	2,490.31
Vision Operations (US	Vision Operations	W1	Jan-13	01	000	2220	0000	000	WM233	56 kv V.90 Fax Mo	Accrual	Receive	Inventory	5937	1					Ea	(48.0)	USD	(2,490.31)
Vision Operations (US	Vision Operations	EM2	Jan-13	100	1160	2220	0000	0000			Receiving Inspection	Receive	Shop Floor	3832	1			EM2-216365		Ea	6.0	USD	516.00
Vision Operations (US	Vision Operations	EM2	Jan-13	100	0000	2220	1000	0000			Accrual	Receive	Shop Floor	3832	1			EM2-216365		Ea	(6.0)	USD	(516.00)
Vision Operations (US	Vision Operations	H1	Jan-13	01	000	1410	0000	000			Receiving Inspection	Deliver	Expense	5656	1		Redwood City 419 Construction				0.0	USD	(80,000.00)
Vision Operations (US	Vision Operations	H1	Jan-13	01	000	1410	0000	000			Receiving Inspection	Receive	Expense	5656	1		Redwood City 419 Construction				0.0	USD	80,000.00

Material Account Summary Report | **Parameters:** Ledger: % | Transaction Date From: 01-Jan-2013
Run Date 31-Jan-2013 18:58 | ICP Cost Type: ICP | Transaction Date To: 31-Jan-2013

Ledger	Operating Unit	Org Code	Period Name	Co	Dept	Acct	Sub-Acct	Prod Grp	Item Number	Item Description	Acct Line Type	Transaction Type	Subinv.	WIP Class	Class Type	WIP Job	FG Item Number	FG Description	UOM Code	Quantity	Curr Code	Amount
Vision Operatic	Vision Operations	M1	Jan-13	01	000	1410	0000	000	AS66629	Envoy Rugge	Inv valuation	Sales Order Pick	Depot						Ea	(1.0)	USD	(1,454.78)
Vision Operatic	Vision Operations	M1	Jan-13	01	000	1410	0000	000	AS66629	Envoy Rugge	Inv valuation	RMA Receipt	Depot						Ea	1.0	USD	1,454.78
Vision Operatic	Vision Operations	M1	Jan-13	01	000	1410	0000	000	AS66629	Envoy Rugge	Inv valuation	Sales order issue	Staging1						Ea	(1.0)	USD	(1,454.78)
Vision Operatic	Vision Operations	M1	Jan-13	01	000	1410	0000	000	AS66629	Envoy Rugge	Inv valuation	Sales Order Pick	Staging1						Ea	1.0	USD	1,454.78
Vision Operatic	Vision Operations	M1	Jan-13	01	000	1410	0000	000	CM20001	Body Casting	Inv valuation	WIP Issue	RIP	Discrete	Standard Di	246005	AS10000	405 Digital C	Ea	(1.0)	USD	(25.00)
Vision Operatic	Vision Operations	M1	Jan-13	01	000	1410	0000	000	CM20001	Body Casting	WIP valuation	WIP Issue	WIP	Discrete	Standard Di	246005	AS10000	405 Digital C	Ea	1.0	USD	25.00
Vision Operatic	Vision Operations	M1	Jan-13	01	000	1410	0000	000	CM20003	Motor Rotati	Inv valuation	WIP Issue	RIP	Discrete	Standard Di	246005	AS10000	405 Digital C	Ea	(1.0)	USD	(66.00)
Vision Operatic	Vision Operations	M1	Jan-13	01	000	1410	0000	000	CM20003	Motor Rotati	WIP valuation	WIP Issue	WIP	Discrete	Standard Di	246005	AS10000	405 Digital C	Ea	1.0	USD	66.00

WIP Account Summary Report | **Parameters:** Ledger: % | Transaction Date From: 01-Sep-2008
Run Date: 01-Oct-2008 14:18 | Transaction Date To: 30-Sep-2008

Ledger	Operating Unit	Org Code	Period Name	Co	Dept	Acct	Sub-Acct	Prod Grp	FG Item Number	FG Description	Acct Line Type	WIP Transaction Type	WIP Class	Class Type	WIP Job	WIP Resource	PO Num-Line-Rel	Curr Code	Amount
Vision Operati	Vision Operations	M1	Sep-08	01	000	1440	0000	000	CN97444*207955	CTO Sentinal or Lar	WIP valuation	Resource Txn	Discrete	Standard Discrete	246212	LBR-PACK		USD	0.73
Vision Operati	Vision Operations	M1	Sep-08	01	000	1440	0000	000	CN97444*207955	CTO Sentinal or Lar	WIP valuation	Resource Txn	Discrete	Standard Discrete	246212	LBR-DTASSY		USD	1.08
Vision Operati	Vision Operations	M1	Sep-08	01	000	1440	0000	000	CN97444*207955	CTO Sentinal or Lar	WIP valuation	Resource Txn	Discrete	Standard Discrete	246212	LBR-LTASSY		USD	6.24
Vision Operati	Vision Operations	M1	Sep-08	01	520	5360	0000	000	CN92777*206955	CTO Sentinal or Lar	Overhead absorption	Overhead Txn	Discrete	Standard Discrete	246112	PreMaint		USD	(3.00)
Vision Operati	Vision Operations	M1	Sep-08	01	520	5360	0000	000	CN97444*207955	CTO Sentinal or Lar	Overhead absorption	Overhead Txn	Discrete	Standard Discrete	246212	PreMaint		USD	(3.00)

Power Hour - Managing Reconciliation in Manufacturing and Distribution Organizations

Subledger Accounting Solutions

Sample of Subledger Accounting Papers

Subledger Accounting Solutions:

- Sample of SLA Papers from 2009 – 2014 Collaborate Conferences:
  - *Cost Accounting As You Want It — EBS R12 Cost Accounting with SLA*
  - *Subledger Accounting for Discrete & EAM Cost Accounting: Product Line and*
    Expense Accounting Made Easy Through SLA
  - *How to Create Shipping Burdens for Oracle Cost Management, in Spite of Subledger Accounting*
  - *Simplify Enterprise Asset Management Product Line Accounting Using E-Business Suite Release 12 Subledger Accounting*
  - *Let Sub ledger Accounting Custom Sources Release You from Account Generator Workflows*

Please Complete Your Session Evaluation

Evaluate this session in your COLLABORATE app. Pull up this session and tap **"Session Evaluation"** to complete the survey.

Session ID: 10435

COLLABORATE17

TECHNOLOGY AND APPLICATIONS FORUM
FOR THE ORACLE COMMUNITY

Power Hours
All Sessions in Breakers F

Session ID	Time	Title	Presenter
10435	Sunday 1:45 – 2:45	Managing Reconciliation in Manufacturing and Distribution Organizations	Doug Volz Doug Volz Consulting
10436	Sunday 3:00 – 4:00	eBTax, Automating Sales & Use Tax in Procure to Pay Applications – Never Get Exempt or Use Tax Wrong Again	Alastair Doe Innovate Tax
10431	Tuesday 9:45 – 10:45	Global ERP Implementations, Lesson Learnt – Focus on Critical Success Factor	Hans Kolbe Celantra Systems
10433	Tuesday 11:00 – 12:00	Leveraging Your E-Business Suite 12 Investment	Alyssa Johnson Keste
10432	Tuesday 1:30 – 2:30	Understanding TCA – The New Master Data Repository	Mohan Iyer Jade Global, Inc.

Q&A